


GOLASSO GOLF SYSTEMS SCREEN SHOT GUIDE
PROCESSING 3-ROUND BLIND BOGEY EVENT

EVENT SUMMARY

This 54-Hole event is a singles competition using Blind Bogey scoring. Six blind holes are selected by the Event Director each round. There are prizes awarded for each round and for all rounds combined.

GENERAL INFORMATION

To start, click Icon:



Keyboard Key Locations

Escape (**Esc**) Key: Top Left Corner


Function Keys (**F1** to **F12**): Top Row

Tab Key: To the left of the Letter Q Key

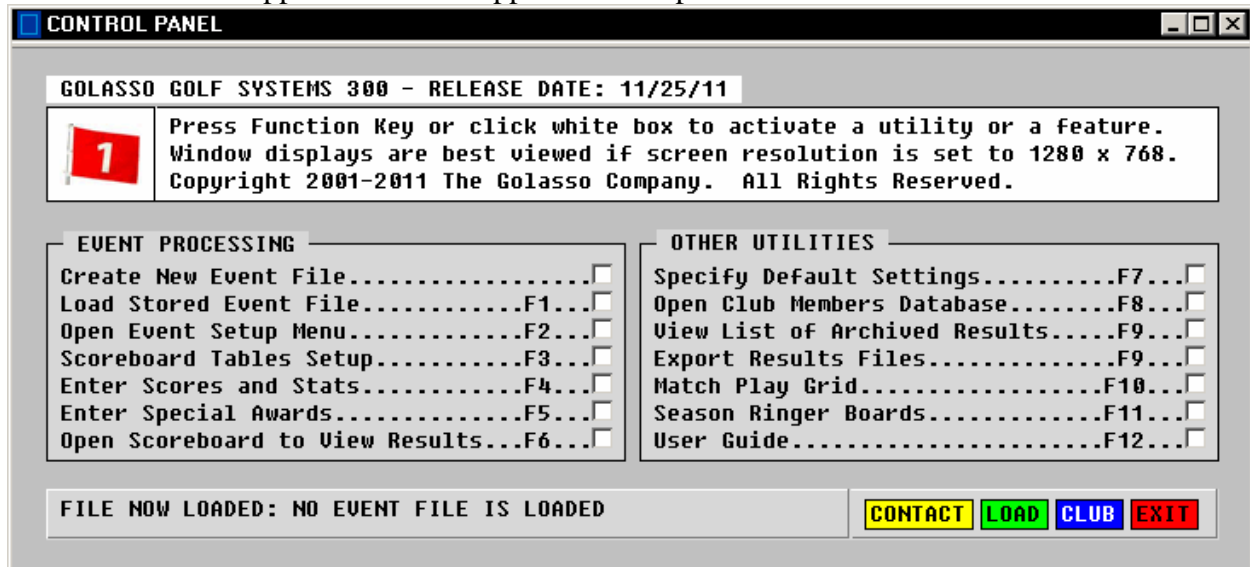
PageUp and **PageDown** Keys: To the right of the Letter Keys

Arrow Keys: To the right of Letter Keys

To activate the Number Keypad on the right, press the Num Lock Key.

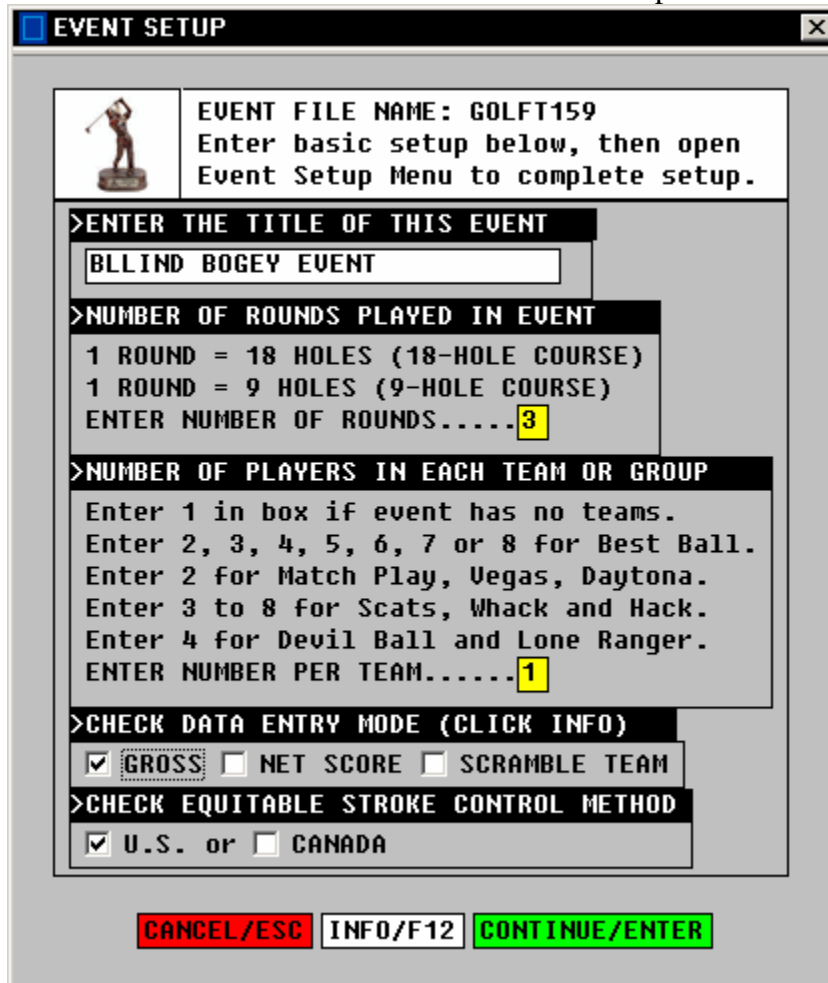


The Control Panel appears when the application is opened.




SETTING UP THE BLIND BOGEY EVENT

Control Panel: Check **Create New Event File** to open window below.



EVENT SETUP

 **EVENT FILE NAME: GOLFT159**
Enter basic setup below, then open Event Setup Menu to complete setup.

>**ENTER THE TITLE OF THIS EVENT**
BLIND BOGEY EVENT

>**NUMBER OF ROUNDS PLAYED IN EVENT**
1 ROUND = 18 HOLES (18-HOLE COURSE)
1 ROUND = 9 HOLES (9-HOLE COURSE)
ENTER NUMBER OF ROUNDS.....**3**

>**NUMBER OF PLAYERS IN EACH TEAM OR GROUP**
Enter 1 in box if event has no teams.
Enter 2, 3, 4, 5, 6, 7 or 8 for Best Ball.
Enter 2 for Match Play, Vegas, Daytona.
Enter 3 to 8 for Scats, Whack and Hack.
Enter 4 for Devil Ball and Lone Ranger.
ENTER NUMBER PER TEAM.....**1**

>**CHECK DATA ENTRY MODE (CLICK INFO)**
 GROSS NET SCORE SCRAMBLE TEAM

>**CHECK EQUITABLE STROKE CONTROL METHOD**
 U.S. or CANADA

CANCEL/ESC **INFO/F12** **CONTINUE/ENTER**

Control Panel: Select **Specify Default Settings**.

Set the following defaults for this event. For this Blind Bogey event, the Hole-By-Hole score for each player is being entered. There are no flights. Set the defaults as shown below.

PLAYER SETUP DEFAULTS

QUICK PLAYER SETUP
✕

Data entry is faster when columns not being used are locked and deactivated.

CLEAR CHECKMARKS CHECK ALL

CHECK BOX TO LOCK OR HIDE COLUMN

COLUMN	LOCK	HIDE
TEE Times	<input type="checkbox"/>	<input checked="" type="checkbox"/>
Player 1st Name	<input type="checkbox"/>	--
Player 2nd Name	<input type="checkbox"/>	--
Handicap INDEX	<input type="checkbox"/>	<input checked="" type="checkbox"/>
Course Handicap (CH)	<input type="checkbox"/>	<input checked="" type="checkbox"/>
Player Flight (FL)	<input type="checkbox"/>	<input checked="" type="checkbox"/>
Player TAG	<input type="checkbox"/>	<input type="checkbox"/>
PHONE Number	<input type="checkbox"/>	<input checked="" type="checkbox"/>
EMAIL Address	<input type="checkbox"/>	<input checked="" type="checkbox"/>
Team Names	<input type="checkbox"/>	--
Team Tags	<input type="checkbox"/>	--
Team Flight (TFL)	<input type="checkbox"/>	--

CONTINUE

DATA CENTER DEFAULTS

QUICK DATA ENTRY
✕

Data entry is faster when columns not being used are locked and deactivated.

CLEAR CHECKMARKS CHECK ALL

CHECK BOX TO LOCK OR HIDE COLUMN

COLUMN	LOCK	HIDE
TEE Times	<input type="checkbox"/>	<input checked="" type="checkbox"/>
Player Name	<input checked="" type="checkbox"/>	--
Golf Course (C)	<input type="checkbox"/>	--
Total Score	<input type="checkbox"/>	--
Hole By Hole Score	--	<input type="checkbox"/>
Total Putts	<input type="checkbox"/>	<input checked="" type="checkbox"/>
Total Fairways	<input type="checkbox"/>	<input checked="" type="checkbox"/>
Handicap INDEX	<input type="checkbox"/>	<input checked="" type="checkbox"/>
Course Handicap (CH)	<input type="checkbox"/>	<input checked="" type="checkbox"/>
Player Flight (FL)	<input type="checkbox"/>	<input checked="" type="checkbox"/>
Player TAG	<input type="checkbox"/>	<input type="checkbox"/>
Team Tags	<input type="checkbox"/>	--
Team Flight (TFL)	<input type="checkbox"/>	--

CONTINUE

Control Panel: Select **Open Event Setup Menu** to display the menu below.

>Specify scoring systems and prizes for this event when setting up Scoreboard Tables. Team, Medalist, Flight and Skins prizes can all be generated from Event File data.

PRIMARY SETUP DATA

TITLE:

ROUNDS: PLAYERS ON TEAM:

Golf Courses for Event.....F1...

Scoreboard Tables Setup.....F2...

THE EVENT FIELD

Enter Player and Team Names.....F3...

Copy from Club Member Database....F3...

Enter Handicaps and Flights.....F3...

Activate Team Builder Tool.....F3...

Tee Time Wizard.....F3...

SPECIAL PRIZES

Skins Entrants Check-In.....F4...

Closest to Pin Awards.....F5...

Door Prize Drawing.....F5...

CONTACT TOOLS

Send Mail to Players.....F6...

Enter Team Coach Names.....F7...

Send Mail to Coaches.....F7...

MISCELLANEOUS

Print Event Setup Summary.....F8...

Create Mini Scorekeeper File.....F9...

Print Scorecards with Yardage....F10...

OTHER PARAMETERS

DATA MODE: GROSS NET SCRAMBLE

STROKE CONTROL: U.S. or CANADA

How to Process

Event Setup Menu: Select **Golf Courses for Event**
 Hole Ranks and Course Ratings are not needed and can be left blank.

COURSE SETUP

Enter data, press TAB Key.
 To go back: Shift and TAB.
 Use DELETE Key to erase.

C1 NAME:

FRONT NINE PAR:36

HOLE	1	2	3	4	5	6	7	8	9
PAR	4	4	5	3	4	4	3	5	4
RANK	0	0	0	0	0	0	0	0	0

BACK NINE PAR:36

HOLE	10	11	12	13	14	15	16	17	18
PAR	4	3	4	5	4	4	5	3	4
RANK	0	0	0	0	0	0	0	0	0

PAR:72 SLOPE: RATING:

Tools

Courses

THE PLAYER FIELD

Open the Player Setup Window and enter the names of players for the event.

The 2nd Name can be 16 characters in length, which may be enough for first and last names.

If you prefer, the 1st Name column can be locked and both names entered in the other column.



The screenshot shows a software window titled "PLAYER SETUP" with a "Round" selector set to "1" and "Window Tools" buttons for "HELP", "DATA", "QUICK", "FIND", and "TE". Below the title bar, the event name "BLIND BOGEY EVENT" is displayed. A table lists 20 players with columns for "P#", "1ST NAME", "2ND NAME", and "TAG".

P#	1ST NAME	2ND NAME	TAG
1	ANDY	ANDERSON	
2	BILL	BARKER	
3	CARL	COOPERSMITH	
4	DAVE	DAWSON	
5	ED	ELGIN	
6	FRED	FRANCISCO	
7	HAL	HOLTERBROOKE	
8	JERRY	JOHNSON	
9	KEN	KELLEY	
10	LOUIS	LOPEZ	
11	MATT	MOORE	
12	OSCAR	OLIVA	
13	RON	RILEY	
14	STUART	SMITH	
15	TOM	TAYLOR	
16	WILLIAM	WILSON	
17	ZACH	ZELLER	
18	ALLAN	PERKINS	
19	HARRY	BAXTER	
20	DON	WHITMAN	

SETTING UP SCOREBOARD TABLES

Control Panel: **Scoreboard Tables Setup**: This event will generate six tables.
 The Table Setup Window should appear as follows after the tables are set up.

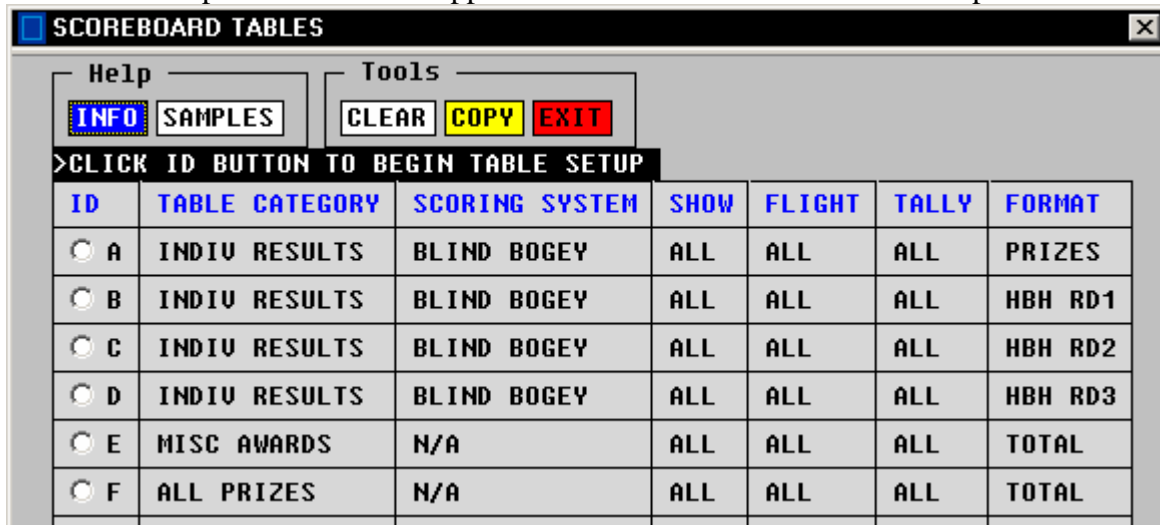
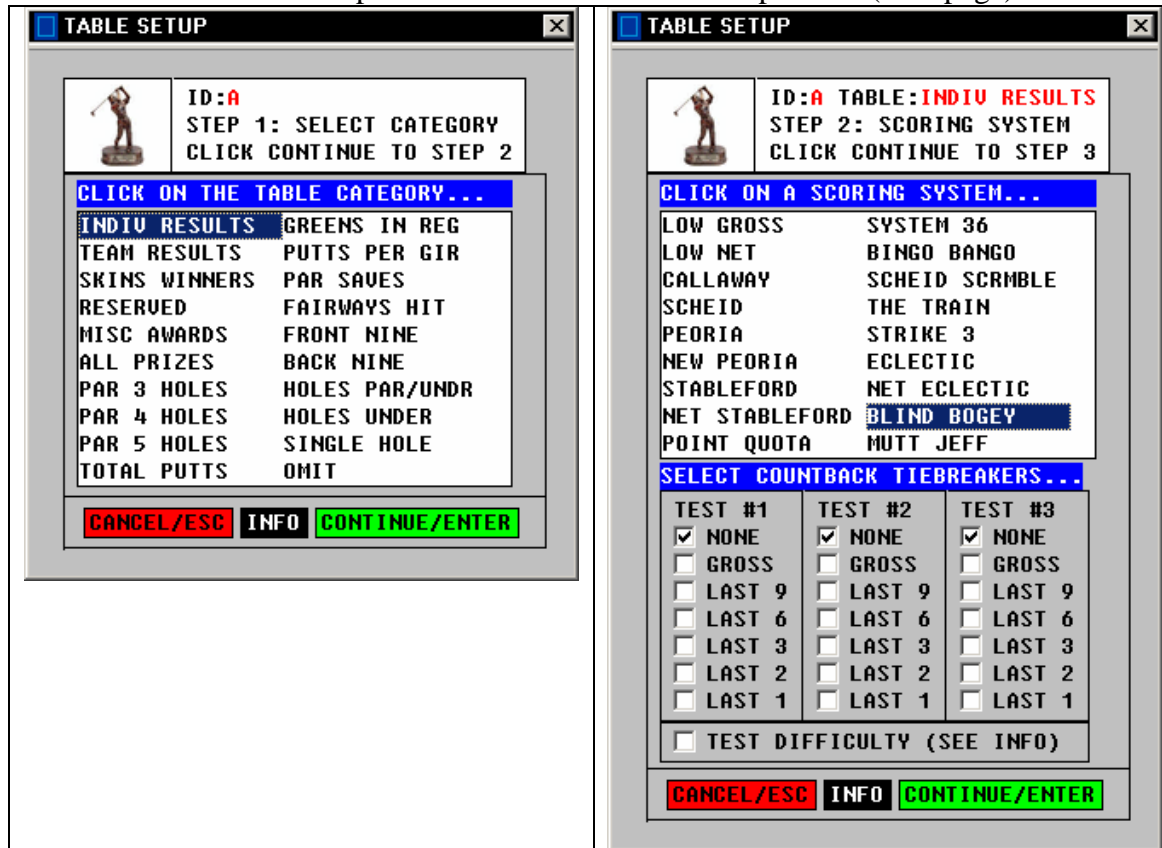


Table A: Indiv Results (Blind Bogey)

In Step 1, select **INDIV RESULTS** and in Step 2, select **BLIND BOGEY**.
 Click **CONTINUE** to Step 3 where the Blind Holes are specified (next page).



In Step 3, enter the Blind Holes for each round as shown below.
 The holes can be set before or after play. In this event, six blind holes are entered each round.
 There are 4 options for Blind Bogey scoring. In this event, Option 1 is selected.
 The tally will be the total gross score excluding the score on the Blind Holes (TXB).
 If handicaps are entered for the players, Option 3 or Option 4 could be selected.

TABLE SETUP

ID:A TABLE:INDIV RESULTS
 STEP 3: DISPLAY OPTIONS
 CLICK SAVE TO FINISH SETUP

SPECIFY BLIND HOLES BY ROUND...

R1: 2 5 7 10 14 16

R2: 3 6 9 12 13 18

R3: 1 4 8 11 15 17

ENTER SCORE TALLY OPTION CODE: 1

1:Gross Score Excluding Blind Holes
 2:Gross Score for the Blind Holes
 3:Net Score Excluding Blind Holes
 4:Net Score for the Blind Holes

DISPLAY FULL FIELD OR RANKINGS FOR FLIGHT...

FULL 1 2 3 4 5 6 7 8 9 10

FORMAT: SUMMARY OR HOLE-BY-HOLE DISPLAY

SUMMARY WITH: PRIZES
 HOLE-BY-HOLE FOR ROUND: 1 2 3 4

SELECT PLAYER NAME STYLE...

JOHN SMITHERS J. SMITHERS
 SMITHERS JOHN SMITHERS

LIMIT DISPLAY TO...

TOP 5 TOP 10 TOP 25 ALL

CANCEL/ESC INFO SAVE/ENTER

Click **SAVE** and the Prizes Window opens. There is a \$1000 purse, 40% to the winner.

PRIZES BY RANKING

HELP SAVE

1. Select method of determining prizes for 1st, 2nd, 3rd, etc.

BASIC FIXED PRIZES (ENTER AMOUNTS BELOW)
 PERCENTAGE OF PURSE: 1000 (ENTER PERCENTS BELOW)
 PURSE BASED ON ENTRY FEE: (ENTER PERCENTS BELOW)
 OMIT CENTS FROM DISPLAY

2. Enter payout amounts or percents (Software adjusts for ties)

1	40	21	41	61	81
2	25	22	42	62	82
3	19	23	43	63	83
4	11	24	44	64	84
5	5	25	45	65	85

Setup for Table B: **Rankings for Round 1**

Setup is the same as Table A except **HOLE-BY-HOLE FOR ROUND 1** is checked.

Setup for Table C is the same except Round 2 is checked. For Table D, check Round 3. There is a \$50 prize to the player with low score each round.

These prizes will be entered on Table E (**MISC AWARDS**) as Miscellaneous Awards.

Table F (**ALL PRIZES**) is the Prize Summary Table that adds all prizes won by each player.

DATA ENTRY FOR ROUND 1

Control Panel: Select **Enter Scores and Stats**.

There are two ways to enter the scores. Try both ways. If One-Touch entry is used, the cursor will move by itself after a score on a hole is entered.

STANDARD ENTRY

SCORE ENTRY

A. ANDERSON
Press TAB Key, enter data
To go back: Shift and TAB

COURSE #1: PINE FOREST
FRONT NINE: 41 PAR: 36

HOLE	1	2	3	4	5	6	7	8	9
PAR	4	4	3	5	4	4	5	3	4
SCORE	5	4	4	6	5	5	5	3	4

BACK NINE: 43 PAR: 36

HOLE	10	11	12	13	14	15	16	17	18
PAR	4	4	4	3	5	4	3	5	4
SCORE	5	6	4	3	5	5	4	6	5

TOTAL: 84 PAR: 72 EQU: 84

Data: SCORE PUTTS FWAYS Process: ERASE SAVE

ONE-TOUCH SCORECARD

Enter Score on Hole 1

0	1	2	3
4	5	6	7
8	9	10	11
12	13	14	15
16	17	18	19
Erase	<<	>>	

NEXT/PageDn BACK EXIT

After all Round 1 scores are entered, the Data Center will appear as shown below.

EVENT DATA CENTER

Round: 1 | Window Tools: HELP DATA QUICK FIND EXIT | Sort By: P# TT FL GS | Page: <= 1 => | Other: CUT MINI

BLIND BOGEY EVENT ROUND 1 PAGE 1

P#	PLAYER NAME	CLICK BUTTON TO ENTER HOLE-BY-HOLE	SS	TOT	PU	FW	TAG
1	ANDY ANDERSON	4 5 5 6 4 4 4 4 5 5 4 5 5 4 5 5	84				
2	BILL BARKER	4 4 5 3 4 5 5 4 4 4 5 3 4 4 4 5 5 4	76				
3	CARL COOPERSMITH	4 5 5 4 4 5 5 5 4 4 5 3 5 4 4 4 5 3	78				
4	DAVE DAWSON	4 5 5 5 4 4 3 5 5 5 4 4 4 5 3 4 4 5	78				
5	ED ELGIN	4 5 5 5 4 6 6 4 4 3 5 5 5 4 4 4 4 3	80				
6	FRED FRANCISCO	4 5 5 3 4 4 4 5 5 6 4 4 4 4 4 5 5 6	81				
7	HAL HOLTERBROOKE	4 5 5 5 4 4 3 5 6 6 6 4 4 4 4 5 5 4	83				
8	JERRY JOHNSON	6 5 4 4 4 5 5 6 4 4 5 5 5 3 5 4 4 6	84				
9	KEN KELLEY	4 5 6 4 5 6 3 4 4 4 5 4 4 4 4 5 4 3	78				
10	LOUIS LOPEZ	4 5 6 4 5 4 6 4 4 5 5 3 4 4 5 5 4 5	82				
11	MATT MOORE	4 5 6 4 5 4 5 4 3 5 4 4 5 4 6 5 4 5	82				
12	OSCAR OLIVA	4 4 5 6 4 5 3 4 5 4 3 5 4 5 4 6 4 5	80				
13	RON RILEY	5 4 3 4 5 3 4 5 3 4 3 5 4 5 6 4 5 4	76				
14	STUART SMITH	6 4 5 4 5 6 4 5 3 4 5 3 4 5 4 5 4 5	81				
15	TOM TAYLOR	4 6 4 5 4 4 5 4 3 5 4 5 3 4 5 4 6 5	80				
16	WILLIAM WILSON	4 5 6 5 4 5 4 6 4 3 5 5 3 4 5 5 4 4	81				
17	ZACH ZELLER	4 4 6 6 4 5 4 3 4 3 4 6 5 4 6 5 4 4	81				
18	ALLAN PERKINS	4 5 6 6 5 4 3 4 5 4 6 4 6 4 5 5 5 6	87				
19	HARRY BAXTER	5 4 4 5 4 5 4 6 5 4 3 4 5 4 5 6 4 6	83				
20	DON WHITMAN	5 4 5 6 4 5 3 4 3 4 5 4 6 4 5 6 4 6	83				

DISPLAYING RESULTS FOR ROUND 1

Open Scoreboard and select Table-By-Table option. Click to Table B.

Barker and Riley tied for low score for Round 1 and will share the \$50 prize.

The six Blind Holes are Hole 2, 5, 7, 10, 14 and 16.

SCOREBOARD																						
Table																		Page		Tools		
A B C D E F G H I J K L M N O P Q R																		<= 1 =>		HELP P1 ARCHIVE PRINT EXIT		
BLIND BOGEY EVENT																		PAGE 1				
C1	ROLLING HILLS	4	4	5	3	4	4	3	5	4	4	3	4	5	4	4	5	3	4	72		
RD1	BLIND HOLE	R1	1	2	3	4	5	6	7	8	9	10	11	12	13	14	15	16	17	18	BHO	TXB
1	BILL BARKER	4	4	5	3	4	5	5	4	4	4	5	3	4	4	4	5	5	4	26	50	
1	RON RILEY	5	4	3	4	5	3	4	5	3	4	3	5	4	5	6	4	5	4	26	50	
3	TOM TAYLOR	4	6	4	5	4	4	5	4	3	5	4	5	3	4	5	4	6	5	28	52	
3	LOUIS LOPEZ	4	5	6	4	5	4	6	4	4	5	5	3	4	4	5	5	4	5	30	52	
3	DAVE DAWSON	4	5	5	5	4	4	3	5	5	5	4	4	4	5	3	4	4	5	26	52	
3	CARL COOPERSMITH	4	5	5	4	4	5	5	5	4	4	5	3	5	4	4	4	5	3	26	52	
3	KEN KELLEY	4	5	6	4	5	6	3	4	4	4	5	4	4	4	4	5	4	3	26	52	
8	MATT MOORE	4	5	6	4	5	4	5	4	3	5	4	4	5	4	6	5	4	5	29	53	
8	FRED FRANCISCO	4	5	5	3	4	4	4	5	5	6	4	4	4	4	4	5	5	6	28	53	
10	STUART SMITH	6	4	5	4	5	6	4	5	3	4	5	3	4	5	4	5	4	5	27	54	
10	ED ELGIN	4	5	5	5	4	6	6	4	4	3	5	5	5	4	4	4	4	3	26	54	
10	OSCAR OLIVA	4	4	5	6	4	5	3	4	5	4	3	5	4	5	4	6	4	5	26	54	

ROUND 1 MEDALIST AWARD

On Control Panel, select **Enter Miscellaneous Awards**.

Barker and Riley are awarded \$25 each for being Round 1 medalist.

MISCELLANEOUS AWARDS			
Tools			
INFO DOOR EXIT			
>Set up the MISC AWARD Scoreboard Table to print and archive.			
<u>HOW TO SPECIFY AWARDS</u>			
1. Enter description of award in white box.			
2. Enter amount of award in yellow box.			
3. Specify winning player via mouse or keyboard:			
MOUSE: Click button in Name Box and select the name from alphabetical listing of players.			
KEYBOARD: Tab to Name Box; use Letter and Arrow Keys.			
4. Erase a Name Box by clicking circular button.			
ROUND 1 MEDALIST	25	BARKER	BILL
ROUND 1 MEDALIST	25	RILEY	RON

DATA ENTRY FOR ROUND 2

After all Round 2 scores are entered, the Data Center will appear as shown below.

EVENT DATA CENTER																							
Round		Window Tools					Sort By				Page		Other										
1	2	3	HELP	DATA	QUICK	FIND	EXIT	P#	TT	FL	GS	<=	1	=>	CUT	MINI							
BLIND BOGEY EVENT															Total Gross Score					ROUND 2		PAGE 1	
P#	PLAYER NAME	CLICK BUTTON TO ENTER HOLE-BY-HOLE															SS	TOT	PU	FW	TAG		
1	ANDY ANDERSON	4	4	5	5	6	4	4	4	5	4	4	3	4	4	4	5	5	79				
2	BILL BARKER	4	5	4	4	5	3	4	5	4	5	6	4	6	5	4	4	6	4	82			
3	CARL COOPERSMITH	4	5	4	5	6	5	4	8	5	4	5	4	5	4	3	5	85					
4	DAVE DAWSON	4	5	4	5	6	6	5	5	4	4	5	3	5	6	4	5	4	85				
5	ED ELGIN	4	5	4	5	6	4	5	4	5	3	4	5	4	6	4	6	5	4	83			
6	FRED FRANCISCO	4	4	4	4	5	4	3	4	3	4	5	4	5	3	4	5	5	4	74			
7	HAL HOLTERBROOKE	4	4	6	4	5	4	5	5	3	4	4	4	5	3	5	4	4	4	77			
8	JERRY JOHNSON	4	5	4	5	6	4	5	3	4	3	4	5	6	4	6	4	6	4	82			
9	KEN KELLEY	4	5	4	6	5	4	6	5	4	6	4	5	3	4	3	6	5	4	83			
10	LOUIS LOPEZ	4	5	4	5	4	5	3	4	3	5	3	4	5	4	6	5	6	80				
11	MATT MOORE	4	4	5	6	4	5	3	4	5	4	6	5	4	6	5	4	6	4	84			
12	OSCAR OLIVA	4	5	3	4	3	4	5	4	6	5	4	5	6	4	5	4	4	80				
13	RON RILEY	4	5	6	4	3	4	4	6	4	3	4	5	4	5	4	4	4	78				
14	STUART SMITH	4	3	4	5	4	5	6	4	4	5	4	6	4	5	3	4	3	5	78			
15	TOM TAYLOR	6	5	4	5	3	4	3	5	4	3	5	4	6	5	4	3	5	4	78			
16	WILLIAM WILSON	4	5	4	5	6	4	5	3	4	3	4	4	5	6	4	6	4	3	79			
17	ZACH ZELLER	4	4	4	8	4	5	4	5	3	4	3	5	4	5	4	5	4	5	80			
18	ALLAN PERKINS	4	5	4	5	3	4	3	4	5	4	6	5	4	5	3	4	3	4	75			
19	HARRY BAXTER	4	5	4	6	5	4	8	4	5	6	4	6	3	4	3	5	4	5	85			
20	DON WHITMAN	4	5	4	6	5	4	5	3	4	3	5	4	6	4	6	5	4	5	82			

DISPLAYING RESULTS FOR ROUND 2

Open Scoreboard and select Table-By-Table option. Click to Table C.

The six Blind Holes are Hole 3, 6, 9, 12, 13 and 18.

Perkins had low score for Round 2 (Total Excluding Blind of 49) and wins the \$50 prize.

On Control Panel, select **Enter Miscellaneous Awards**, then enter Perkins as Round 2 Medalist.

SCOREBOARD																																		
Table															Page		Tools																	
A	B	C	D	E	F	G	H	I	J	K	L	M	N	O	P	Q	R	<=	1	=>	HELP	P1	ARCHIVE	PRINT	EXIT									
BLIND BOGEY EVENT																				PAGE 1														
C1	ROLLING HILLS															4	4	5	3	4	4	3	5	4	4	3	4	5	4	4	5	3	4	72
RD2	BLIND HOLE	R2	1	2	3	4	5	6	7	8	9	10	11	12	13	14	15	16	17	18	BHO	TXB												
1	ALLAN PERKINS		4	5	4	5	3	4	3	4	5	4	6	5	4	5	3	4	3	4	26	49												
2	STUART SMITH		4	3	4	5	4	5	6	4	4	5	4	6	4	5	3	4	3	5	28	50												
2	FRED FRANCISCO		4	4	4	4	5	4	3	4	3	4	5	4	5	3	4	5	5	4	24	50												
4	RON RILEY		4	5	6	4	3	4	4	6	4	3	4	5	4	5	4	5	4	4	27	51												
4	HAL HOLTERBROOKE		4	4	6	4	5	4	5	5	3	4	4	4	5	3	5	4	4	4	26	51												
6	TOM TAYLOR		6	5	4	5	3	4	3	5	4	3	5	4	6	5	4	3	5	4	26	52												
7	OSCAR OLIVA		4	5	3	4	3	4	5	4	6	5	4	5	5	6	4	5	4	4	27	53												
7	ANDY ANDERSON		4	4	5	5	6	4	4	4	5	5	4	4	3	4	4	4	5	5	26	53												
7	LOUIS LOPEZ		4	5	4	5	4	5	3	4	3	5	3	4	5	5	4	6	5	6	27	53												
10	ZACH ZELLER		4	4	4	8	4	5	4	5	3	4	3	5	4	5	4	5	4	5	26	54												
11	JERRY JOHNSON		4	5	4	5	6	4	5	3	4	3	4	5	6	4	6	4	6	4	27	55												
11	WILLIAM WILSON		4	5	4	5	6	4	5	3	4	3	4	4	5	6	4	6	4	3	24	55												

DATA ENTRY FOR ROUND 3

After all Round 3 scores are entered, the Data Center will appear as shown below.

EVENT DATA CENTER														ROUND 3		PAGE 1								
Round	Window Tools					Sort By				Page		Other												
1 2 3	HELP	DATA	QUICK	FIND	EXIT	P#	TT	FL	GS	<=	1	=>	CUT	MINI										
P#	PLAYER NAME	CLICK BUTTON TO ENTER HOLE-BY-HOLE												SS	TOT	PU	FW	TAG						
1	ANDY ANDERSON	5	4	5	5	3	5	4	5	4	4	4	5	6	4	5	4	5	4	81				
2	BILL BARKER	4	5	4	5	3	4	5	3	4	5	4	4	5	4	4	5	4	5	4	77			
3	CARL COOPERSMITH	4	6	4	3	4	3	5	4	3	5	4	5	4	6	4	5	4	5	78				
4	DAVE DAWSON	6	5	4	5	3	5	4	4	5	6	4	6	4	4	5	4	6	4	84				
5	ED ELGIN	4	5	4	5	6	4	5	6	4	3	3	4	5	4	5	4	6	5	82				
6	FRED FRANCISCO	4	5	4	7	4	6	5	4	5	4	3	5	4	6	4	3	4	4	81				
7	HAL HOLTERBROOKE	4	3	5	4	6	5	4	6	4	4	6	4	5	3	3	5	4	3	78				
8	JERRY JOHNSON	5	5	4	5	3	4	3	4	5	4	6	5	4	4	6	6	5	5	83				
9	KEN KELLEY	4	3	5	4	6	5	4	8	8	4	4	3	4	6	5	4	5	3	85				
10	LOUIS LOPEZ	5	6	4	5	4	3	4	3	4	3	4	5	4	3	4	4	5	4	74				
11	MATT MOORE	5	4	6	5	4	6	5	4	5	6	4	5	3	4	3	5	4	6	84				
12	OSCAR OLIVA	4	6	5	4	3	4	3	5	4	3	5	4	3	4	5	6	4	5	77				
13	RON RILEY	5	4	4	5	4	3	4	3	4	4	5	4	5	6	4	6	5	4	79				
14	STUART SMITH	4	6	4	4	5	3	4	3	4	5	3	4	5	4	5	4	6	5	78				
15	TOM TAYLOR	5	5	4	5	6	4	5	6	4	3	4	3	5	4	3	4	3	4	77				
16	WILLIAM WILSON	5	4	6	4	4	5	5	7	4	5	4	5	4	6	5	5	6	4	88				
17	ZACH ZELLER	5	4	5	4	5	3	4	3	4	3	4	3	4	5	4	5	6	4	75				
18	ALLAN PERKINS	4	6	4	5	4	6	5	4	5	6	4	5	3	5	3	4	5	3	81				
19	HARRY BAXTER	4	5	4	5	4	6	5	4	5	3	4	3	5	4	5	3	4	5	78				
20	DON WHITMAN	4	6	5	4	8	4	5	6	4	6	5	4	6	4	5	3	4	3	86				

DISPLAYING RESULTS FOR ROUND 3

Open Scoreboard and select Table-By-Table option. Click to Table C.

The six Blind Holes are Hole 1, 4, 8, 11, 15 and 17.

Lopez had low score for Round 3 (Total Excluding Blind of 48) and wins the \$50 prize.

On Control Panel, select **Enter Miscellaneous Awards**, then enter Lopez as Round 3 Medalist.

SCOREBOARD																														
Table												Page		Tools																
A	B	C	D	E	F	G	H	I	J	K	L	M	N	O	P	Q	R	<=	1	=>	HELP	P1	ARCHIVE	PRINT	EXIT					
BLIND BOGEY EVENT												PAGE 1																		
C1	ROLLING HILLS											4	4	5	3	4	4	3	5	4	4	3	4	5	4	4	5	3	4	72
RD3	BLIND HOLE	R3	1	2	3	4	5	6	7	8	9	10	11	12	13	14	15	16	17	18	BHD	TXB								
1	LOUIS LOPEZ		5	6	4	5	4	3	4	3	4	3	4	5	4	3	4	4	5	4	26	48								
2	OSCAR OLIVA		4	6	5	4	3	4	3	5	4	3	5	4	3	4	5	6	4	5	27	50								
2	ZACH ZELLER		5	4	5	4	5	3	4	3	4	3	4	3	5	4	5	6	4	4	25	50								
4	HAL HOLTERBROOKE		4	3	5	4	6	5	4	6	4	4	6	4	5	3	3	5	4	3	27	51								
4	TOM TAYLOR		5	5	4	5	6	4	5	6	4	3	4	3	5	4	3	4	3	4	26	51								
4	BILL BARKER		4	5	4	5	3	4	5	3	4	5	4	5	4	4	5	4	5	4	26	51								
7	RON RILEY		5	4	4	5	4	3	4	3	4	4	5	4	5	6	4	6	5	4	27	52								
7	HARRY BAXTER		4	5	4	5	4	6	5	4	5	3	4	3	5	4	5	3	4	5	26	52								
7	ANDY ANDERSON		5	4	5	5	3	5	4	5	4	4	4	5	6	4	5	4	5	4	29	52								
7	JERRY JOHNSON		5	5	4	5	3	4	3	4	5	4	6	5	4	4	6	6	5	5	31	52								
11	STUART SMITH		4	6	4	4	5	3	4	3	4	5	3	4	5	4	5	4	6	5	25	53								
11	ED ELGIN		4	5	4	5	6	4	5	6	4	3	3	4	5	4	5	4	6	5	29	53								

DISPLAYING FINAL RESULTS

Control Panel: **Open Scoreboard**

Shown below is Table A using the **Table-By-Table** viewing option.

Lopez and Riley tied for first place and share the total prize money for 1st and 2nd place.

SCOREBOARD																													
Table										Page		Tools																	
A	B	C	D	E	F	G	H	I	J	K	L	M	N	O	P	Q	R	<= 1 =>		HELP	P1	ARCHIVE	PRINT	EXIT					
BLIND BOGEY EVENT												PAGE 1																	
C1	ROLLING HILLS										4	4	5	3	4	4	3	5	4	4	3	4	5	4	4	5	3	4	72
RK	BLIND HOLE	RD1	TXB	RD2	TXB	RD3	TXB	TOT	TXB	PRIZE																			
1	LOUIS LOPEZ	82	52	80	53	74	48	236	153	325.00																			
1	RON RILEY	76	50	78	51	79	52	233	153	325.00																			
3	TOM TAYLOR	80	52	78	52	77	51	235	155	190.00																			
4	STUART SMITH	81	54	78	50	78	53	237	157	80.00																			
4	OSCAR OLIVA	80	54	80	53	77	50	237	157	80.00																			
6	FRED FRANCISCO	81	53	74	50	81	55	236	158	--																			
6	HAL HOLTERBROOKE	83	56	77	51	78	51	238	158	--																			
6	BILL BARKER	76	50	82	57	77	51	235	158	--																			
9	ZACH ZELLER	81	57	80	54	75	50	236	161	--																			
10	ANDY ANDERSON	84	57	79	53	81	52	244	162	--																			
11	ED ELGIN	80	54	83	56	82	53	245	163	--																			
12	DAVE DAWSON	78	52	85	58	84	54	247	164	--																			

Shown below is Table E displaying the awards for each round.

SCOREBOARD																							
Table										Page		Tools											
A	B	C	D	E	F	G	H	I	J	K	L	M	N	O	P	Q	R	<= 1 =>		HELP	P1	ARCHIVE	PRINT
BLIND BOGEY EVENT																							
C1	ROLLING HILLS										4	4	5	3	4	4	3	5	4	4			
MISC AWARD	WINNER	PRIZE																					
ROUND 1 MEDALIST	BILL BARKER	25																					
ROUND 1 MEDALIST	RON RILEY	25																					
ROUND 2 MEDALIST	ALLAN PERKINS	50																					
ROUND 3 MEDALIST	LOUIS LOPEZ	50																					

Shown below is Table F, which summarizes all prizes won by each player.

SCOREBOARD																										
Table										Page		Tools														
A	B	C	D	E	F	G	H	I	J	K	L	M	N	O	P	Q	R	<= 1 =>		HELP	P1	ARCHIVE	PRINT			
BLIND BOGEY EVENT																										
C1	ROLLING HILLS										4	4	5	3	4	4	3	5	4	4	3	4	5	4	4	5
PRIZE SUMMARY	MEDAL	TEAM	SKINS	OTHER	TOTAL																					
LOUIS LOPEZ	325.00	0.00	0.00	50.00	375.00																					
RON RILEY	325.00	0.00	0.00	25.00	350.00																					
TOM TAYLOR	190.00	0.00	0.00	0.00	190.00																					
OSCAR OLIVA	80.00	0.00	0.00	0.00	80.00																					
STUART SMITH	80.00	0.00	0.00	0.00	80.00																					
ALLAN PERKINS	0.00	0.00	0.00	50.00	50.00																					
BILL BARKER	0.00	0.00	0.00	25.00	25.00																					

EXPORTING RESULTS TABLES

After archiving results, select **View List of Archived Results** on the Control Panel. In example below, Table A, Table E and Table F were combined into one Word document. The file was named X01. Click **EXPORT** to store in the Golasso Golf Systems Program File. The exported file can be moved to My Documents and can be renamed.

ARCHIVED RESULTS FILES
X

The Export Utility converts data stored in archived Results Files into files that can be opened with Microsoft Word (doc or docx), Microsoft Excel (csv) and Notepad (txt). The utility will also convert files to HTML (webpage).

1. Check box by desired file or files. The utility can combine files for export.
 2. Enter file name and select a file extension, then click EXPORT or press F3 Key.
 After clicking EXPORT, the contents of the file will appear on screen in a View Box.

TABLE	SOURCE AND CONTENTS	LINES	TABLE	SOURCE AND CONTENTS	LINES
<input checked="" type="checkbox"/> A	GOLFT159 BLIND HOLE	20	<input type="checkbox"/> J		0
<input type="checkbox"/> B	GOLFT159=BLIND HOLE	R1 20	<input type="checkbox"/> K		0
<input type="checkbox"/> C	GOLFT159=BLIND HOLE	R2 20	<input type="checkbox"/> L		0
<input type="checkbox"/> D	GOLFT159=BLIND HOLE	R3 20	<input type="checkbox"/> M		0
<input checked="" type="checkbox"/> E	GOLFT159 MISC AWARD	4	<input type="checkbox"/> N		0
<input checked="" type="checkbox"/> F	GOLFT159 PRIZE SUMMARY	7	<input type="checkbox"/> O		0
<input type="checkbox"/> G		0	<input type="checkbox"/> P		0
<input type="checkbox"/> H		0	<input type="checkbox"/> Q		0
<input type="checkbox"/> I		0	<input type="checkbox"/> R		0

>ENTER NAME OF EXPORTED FILE: X01 FILE EXTENSION: .txt .doc .docx .csv .htm

EXIT/ESC
DELETE
HELP/F1
FILES/F2
EXPORT/F3